


THEMATIC APPERCEPTION TEST (TAT) SET-1

Picture: 1



Instructions:

- Use a pencil if you want to reuse the space.
- Observe the picture for 30 seconds.
- Record the elements, characters in your mind.
- Write a story around the picture in the next 4 minutes.
- Set a timer and stop writing after 4 minutes.
- Immediately move to the next image.

Write the Story:



THEMATIC APPERCEPTION TEST (TAT) SET-1

Picture: 2



Instructions:

- Use a pencil if you want to reuse the space.
- Observe the picture for 30 seconds.
- Record the elements, characters in your mind.
- Write a story around the picture in the next 4 minutes.
- Set a timer and stop writing after 4 minutes.
- Immediately move to the next image.

Write the Story:



THEMATIC APPERCEPTION TEST (TAT) SET-1

Picture: 3



Instructions:

- Use a pencil if you want to reuse the space.
- Observe the picture for 30 seconds.
- Record the elements, characters in your mind.
- Write a story around the picture in the next 4 minutes.
- Set a timer and stop writing after 4 minutes.
- Immediately move to the next image.

Write the Story:



THEMATIC APPERCEPTION TEST (TAT) SET-1

Picture: 4



Instructions:

- Use a pencil if you want to reuse the space.
- Observe the picture for 30 seconds.
- Record the elements, characters in your mind.
- Write a story around the picture in the next 4 minutes.
- Set a timer and stop writing after inutes.
- Immediately move to the next image.

Write the Story:



THEMATIC APPERCEPTION TEST (TAT) SET-1

Picture: 5



Instructions:

- Use a pencil if you want to reuse the space.
- Observe the picture for 30 seconds.
- Record the elements, characters in your mind.
- Write a story around the picture in the next 4 minutes.
- Set a timer and stop writing after 4 minutes.
- Immediately move to the next image.

Write the Story:



THEMATIC APPERCEPTION TEST (TAT) SET-1

Picture: 6



Instructions:

- Use a pencil if you want to reuse the space.
- Observe the picture for 30 seconds.
- Record the elements, characters in your mind.
- Write a story around the picture in the next 4 minutes.
- Set a timer and stop writing after 4 minutes.
- Immediately move to the next image.

Write the Story:



THEMATIC APPERCEPTION TEST (TAT) SET-1

Picture: 7



Instructions:


- Use a pencil if you want to reuse the space.
- Observe the picture for 30 seconds.
- Record the elements, characters in your mind.
- Write a story around the picture in the next 4 minutes.
- Set a timer and stop writing after 4 minutes.
- Immediately move to the next image.

Write the Story:



THEMATIC APPERCEPTION TEST (TAT) SET-1

Picture: 8



Instructions:

- Use a pencil if you want to reuse the space.
- Observe the picture for 30 seconds.
- Record the elements, characters in your mind.
- Write a story around the picture in the next 4 minutes.
- Set a timer and stop writing after minutes.
- Immediately move to the next image.

Write the Story:



THEMATIC APPERCEPTION TEST (TAT) SET-1


Picture: 9



Instructions:

- Use a pencil if you want to reuse the space.
- Observe the picture for 30 seconds.
- Record the elements, characters in your mind.
- Write a story around the picture in the next 4 minutes.
- Set a timer and stop writing after 4 minutes.
- Immediately move to the next image.

Write the Story:



THEMATIC APPERCEPTION TEST (TAT) SET-1

Picture: 10



Instructions:

- Use a pencil if you want to reuse the space.
- Observe the picture for 30 seconds.
- Record the elements, characters in your mind.
- Write a story around the picture in the next 4 minutes.
- Set a timer and stop writing after 4 minutes.
- Immediately move to the next image.

Write the Story:



THEMATIC APPERCEPTION TEST (TAT) SET-2

Picture: 1



Instructions:


- Use a pencil if you want to reuse the space.
- Observe the picture for 30 seconds.
- Record the elements, characters in your mind.
- Write a story around the picture in the next 4 minutes.
- Set a timer and stop writing after minutes.
- Immediately move to the next image.

Write the Story:



THEMATIC APPERCEPTION TEST (TAT) SET-2

Picture: 2



Instructions:

- Use a pencil if you want to reuse the space.
- Observe the picture for 30 seconds.
- Record the elements, characters in your mind.
- Write a story around the picture in the next 4 minutes.
- Set a timer and stop writing after inutes.
- Immediately move to the next image.

Write the Story:



THEMATIC APPERCEPTION TEST (TAT) SET-2

Picture: 3



Instructions:

- Use a pencil if you want to reuse the space.
- Observe the picture for 30 seconds.
- Record the elements, characters in your mind.
- Write a story around the picture in the next 4 minutes.
- Set a timer and stop writing after minutes.
- Immediately move to the next image.

Write the Story:



THEMATIC APPERCEPTION TEST (TAT) SET-2

Picture: 4



Instructions:

- Use a pencil if you want to reuse the space.
- Observe the picture for 30 seconds.
- Record the elements, characters in your mind.
- Write a story around the picture in the next 4 minutes.
- Set a timer and stop writing after 4 minutes.
- Immediately move to the next image.

Write the Story:



THEMATIC APPERCEPTION TEST (TAT) SET-2

Picture: 5



Instructions:


- Use a pencil if you want to reuse the space.
- Observe the picture for 30 seconds.
- Record the elements, characters in your mind.
- Write a story around the picture in the next 4 minutes.
- Set a timer and stop writing after 4 minutes.
- Immediately move to the next image.

Write the Story:



THEMATIC APPERCEPTION TEST (TAT) SET-2

Picture: 6



Instructions:

- Use a pencil if you want to reuse the space.
- Observe the picture for 30 seconds.
- Record the elements, characters in your mind.
- Write a story around the picture in the next 4 minutes.
- Set a timer and stop writing after 4 minutes.
- Immediately move to the next image.

Write the Story:



THEMATIC APPERCEPTION TEST (TAT) SET-2

Picture: 7



Instructions:

- Use a pencil if you want to reuse the space.
- Observe the picture for 30 seconds.
- Record the elements, characters in your mind.
- Write a story around the picture in the next 4 minutes.
- Set a timer and stop writing after inutes.
- Immediately move to the next image.

Write the Story:



THEMATIC APPERCEPTION TEST (TAT) SET-2

Picture: 8



Instructions:

- Use a pencil if you want to reuse the space.
- Observe the picture for 30 seconds.
- Record the elements, characters in your mind.
- Write a story around the picture in the next 4 minutes.
- Set a timer and stop writing after 4 minutes.
- Immediately move to the next image.

Write the Story:



THEMATIC APPERCEPTION TEST (TAT) SET-2

Picture: 9



Instructions:

- Use a pencil if you want to reuse the space.
- Observe the picture for 30 seconds.
- Record the elements, characters in your mind.
- Write a story around the picture in the next 4 minutes.
- Set a timer and stop writing after minutes.
- Immediately move to the next image.

Write the Story:



THEMATIC APPERCEPTION TEST (TAT) SET-2

Picture: 10



Instructions:

- Use a pencil if you want to reuse the space.
- Observe the picture for 30 seconds.
- Record the elements, characters in your mind.
- Write a story around the picture in the next 4 minutes.
- Set a timer and stop writing after 4 minutes.
- Immediately move to the next image.

Write the Story:

